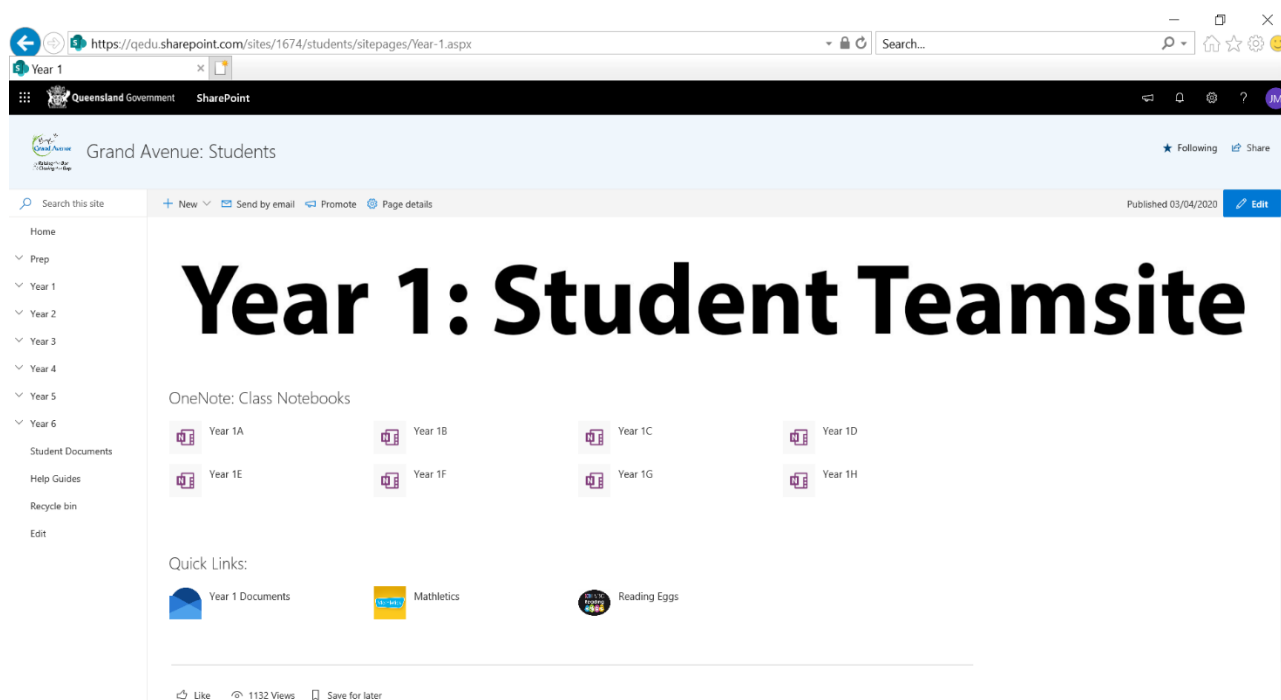
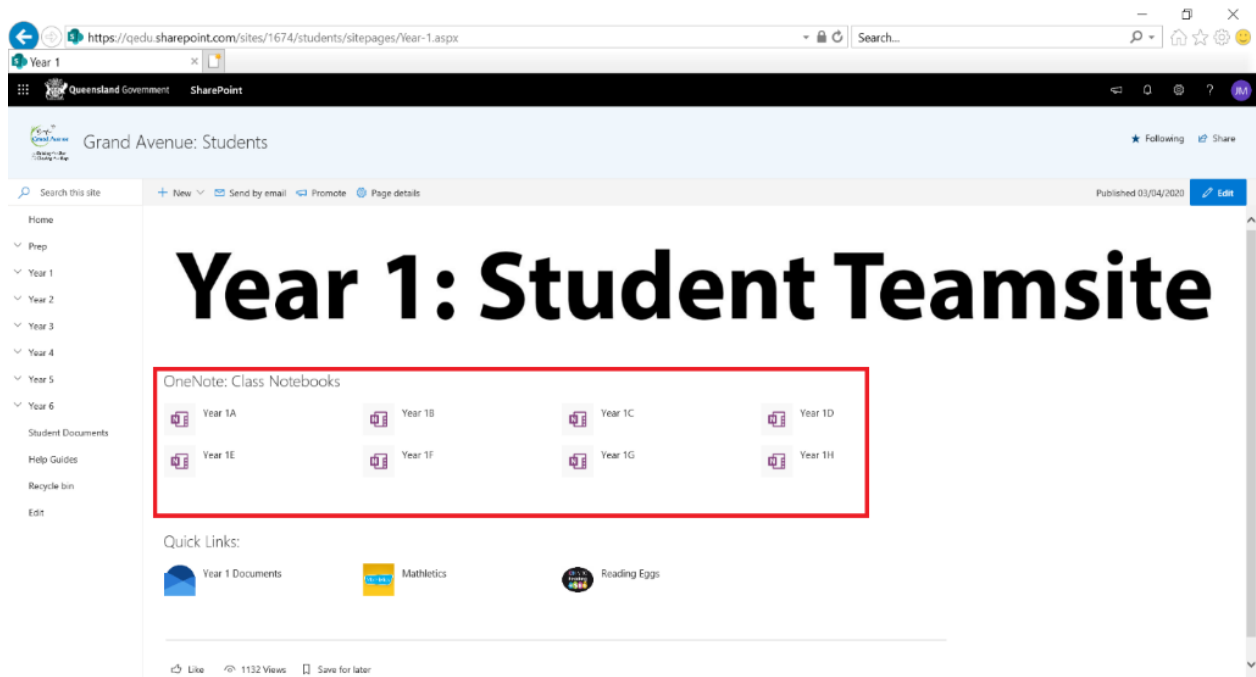


This help-guide will guide you through the process of accessing your OneNote Class Notebook for the Grand Avenue State School Student SharePoint Team-Site. This help-guide is applicable to user with a Windows device (Windows 8, Windows 10S).

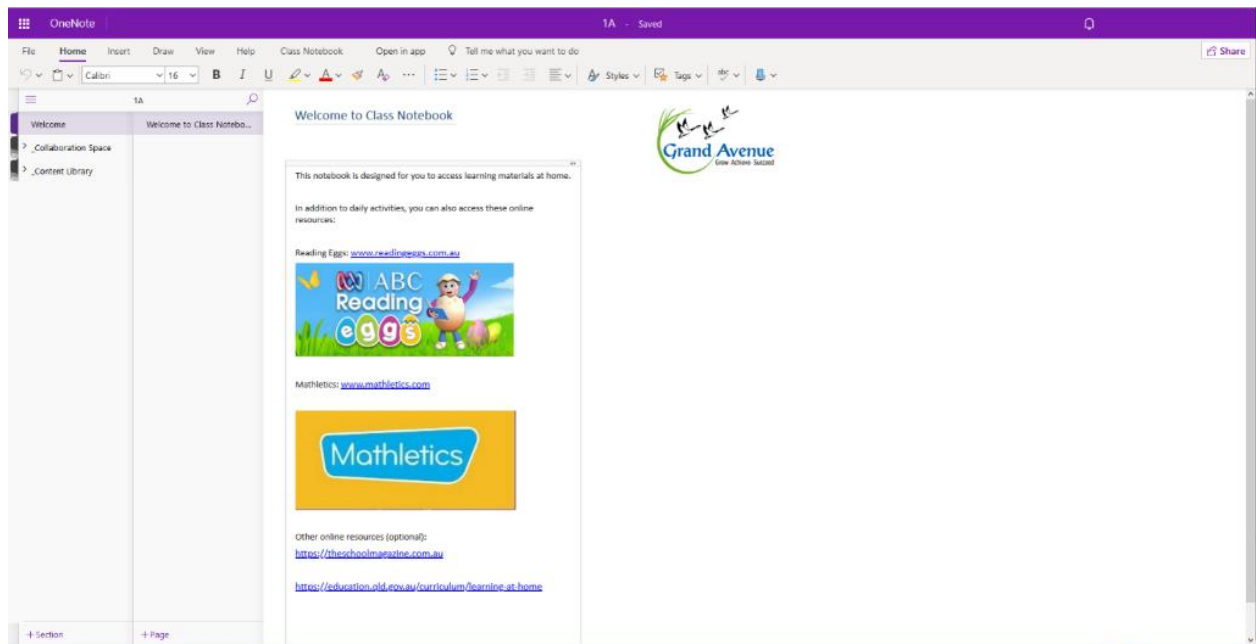
1. This help-guide assumes that you have access to the Grand Avenue State School Student SharePoint Team-Site, **if you do not please follow the [“Help-Guide – How to access Student SharePoint \(Windows\)”](#)**
2. Open a compatible web browser (e.g. Internet Explorer, safari, Google Chrome, or Firefox)
3. Select the link below corresponding to your year level:
  - [Prep – Student Team-Site](https://qedu.sharepoint.com/sites/1674/students/SitePages/Prep.aspx) - https://qedu.sharepoint.com/sites/1674/students/SitePages/Prep.aspx
  - [Year 1 – Student Team-Site](https://qedu.sharepoint.com/sites/1674/students/SitePages/Year-1.aspx) - https://qedu.sharepoint.com/sites/1674/students/SitePages/Year-1.aspx
  - [Year 2 – Student Team-Site](https://qedu.sharepoint.com/sites/1674/students/SitePages/Year-2.aspx) - https://qedu.sharepoint.com/sites/1674/students/SitePages/Year-2.aspx
  - [Year 3 – Student Team-Site](https://qedu.sharepoint.com/sites/1674/students/SitePages/Year-3.aspx) - https://qedu.sharepoint.com/sites/1674/students/SitePages/Year-3.aspx
  - [Year 4 – Student Team-Site](https://qedu.sharepoint.com/sites/1674/students/SitePages/Year-4.aspx) - https://qedu.sharepoint.com/sites/1674/students/SitePages/Year-4.aspx
  - [Year 5 – Student Team-Site](https://qedu.sharepoint.com/sites/1674/students/SitePages/Year-5.aspx) - https://qedu.sharepoint.com/sites/1674/students/SitePages/Year-5.aspx
  - [Year 6 – Student Team-Site](https://qedu.sharepoint.com/sites/1674/students/SitePages/Year-6.aspx) - https://qedu.sharepoint.com/sites/1674/students/SitePages/Year-6.aspx
4. You will be taken to your year level SharePoint Team-Site.  
**Note:** In this example, the “Year 1 Student Team-Site” was selected, your screen might look slightly different if you have gone to a different year level Team-Site.



5. To navigate to your classes “OneNote Class Notebook”, select your class under the heading “OneNote: Class Notebooks”



6. You will be redirected to the OneNote Class Notebook.



7. If you are unable to sign in due to incorrect password, account lockout, disabled account or any other issue please contact your classroom teacher.